

# Survey of Crematoria in the British Islands 2019

Each year the Society surveys all the crematoria in the British Islands to obtain the latest information in order to learn more about existing practices and facilities offered. The stats here are based on the returns of 295 crematoria (98.6%). Please refer to the Editorial on page two for more details on the information gathered.

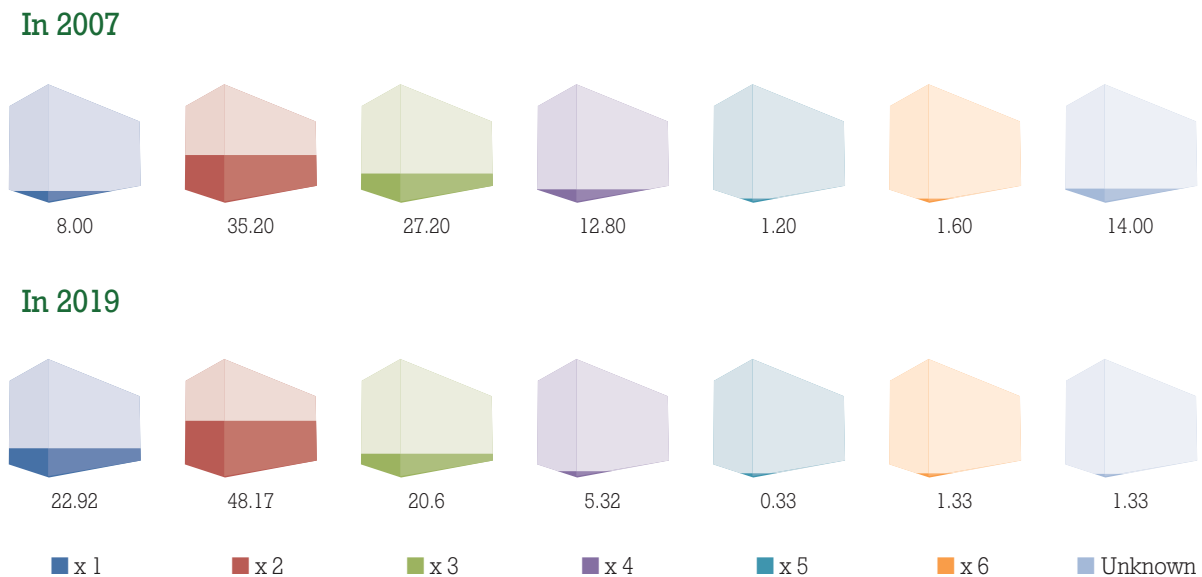
## Crematoria booking slots

Percentage of crematoria



## Number of cremators per crematorium

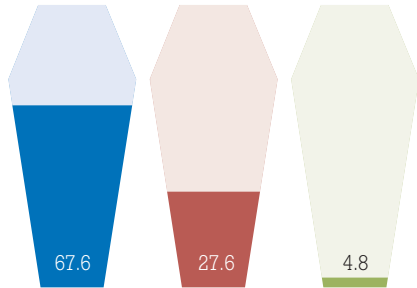
Percentage of crematoria



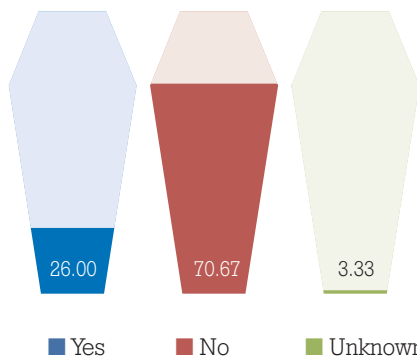
## Crematoria having declined a large coffin

Percentage of crematoria

In 2007



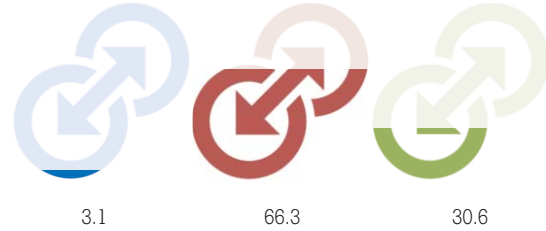
In 2019




## Crematoria with heat exchangers

Percentage of crematoria

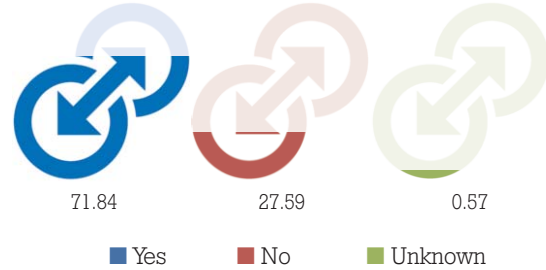
In 2009



In 2019



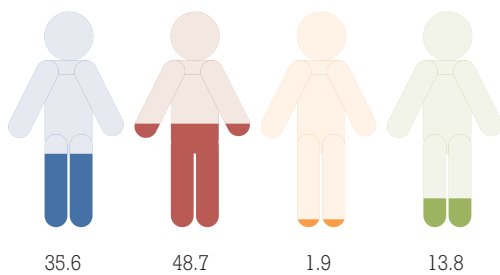
In 2019 IN USE



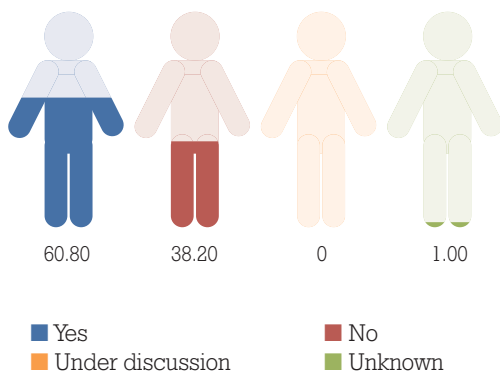
## Crematoria holding over bodies

Percentage of crematoria

In 2011

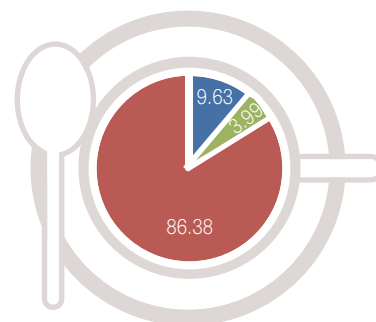


In 2019



## Crematoria with tea rooms 2019

Percentage of crematoria



## Crematoria with tea rooms with an alcohol licence

Percentage of crematoria

